

ACCESSORIES

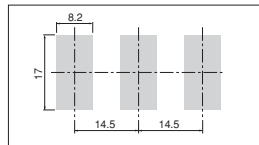
ANP plug



ANP-K-M-L

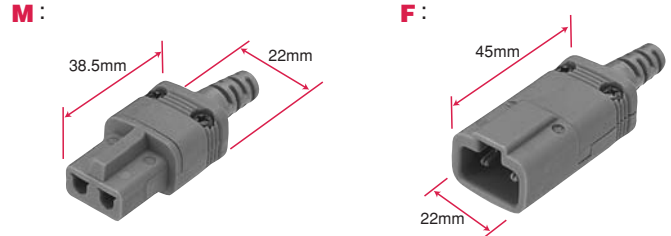


Panel cutting size (mm)



① Thermocouple type (Color)	K : Chromel-Alumel (Yellow) *ANP-*-H. is ivory E : Chromel-Constantan (Purple) *ANP-*-H. is ivory T : Copper-Constantan (Blue) J : Iron-Constantan (Black) V : For Voltmeter (White)
② Body shape	M : See picture F : See picture (not for Type V) P : See picture (only Body Material L)
③ Body material	L : Glass filled nylon (150°C) *Only Type K or Type E H : Liquid crystal polymer (300°C) *Only Type K or Type E

ASP plug



ASP-K-M-φ2.5



① Thermocouple type (Color)	K : Chromel-Alumel (Yellow) E : Chromel-Constantan (Purple)
② Body shape	M : See picture F : See picture
③ Bushing size	φ2.5 : For TS cable φ3.5 : For SG cable φ4.2 : For TC cable, TCG cable and TPC cable

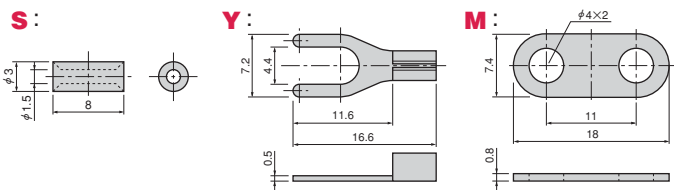
ANT

ANT-K-6P-L



① Thermocouple type	K : Chromel-Alumel E : Chromel-Constantan
② Number of terminals	3P : 3 Terminals 6P : 6 Terminals
③ Material (Max. temp.)	L : Phenol (150°C) H : Glass cloth board (350°C)

ANJ series



ANJ-K-S



① Thermocouple type	K : Chromel-Alumel E : Chromel-Constantan
② Form	S : See picture Y : See picture M : See picture

THERMOCOUPLE CABLE

Type	Model	Sheath material	Diameter φ (mm)	Heat resistant
K	TS-K	Silicone rubber	2.3	240°C
	TF-K	Teflon	2.3	230°C
	TC-K	Silicone rubber	4	240°C
	TCG-K	Silicone rubber with Stainless steel	4.5	240°C
	GW-K	Glass fiber	1.2×1.7	300°C
	SG-K	Glass fiber with Stainless steel	3	400°C
	TPC-K	Polyurethane	3.3	110°C
E	TS-E	Silicone rubber	2.3	240°C
	TF-E	Teflon	2.3	230°C
	TC-E	Silicone rubber	4	240°C
	TCG-E	Silicone rubber with Stainless steel	4.5	240°C
	GW-E	Glass fiber	1.2×1.7	300°C
	SG-E	Glass fiber with Stainless steel	3	400°C
	TPC-E	Polyurethane	3.3	110°C

*Specify the cable type and length.

*The cable length can be specified in 1m increments.

Model **XX** series

Extension Cables

Model XX series cables are used to extend the cable connection between the main thermometer unit and the probe. Specific components may be combined to customize products for the needs of a customer's specific application.


XX模式系列

XX模式系列产品是连接接触式温度感应器的延长接线。

通过对各个规格的组件进行重新组合的方式，可以按照客户的使用需求进行选配。

モデルXXシリーズは、計測器本体と温度センサの間を延長するケーブルです。各パーツの仕様を組み合わせる事により、お客様の用途に合わせてカスタマイズする事が出来ます。

How to order of XX series



XX-0101K-TC00

① ② ③ ④ ⑤

① One end (Probe side)	01 : ASP-F 02 : ANP-F 03 : W (Without plug) 05 : WA (Sheathed banana plugs) 06 : WT3 (Spade terminal for ϕ 3mm) 07 : WT4 (Spade terminal for ϕ 4mm) 08 : WT5 (Spade terminal for ϕ 5mm) 09 : WC3 (Ring terminal for ϕ 3mm) 10 : WC4 (Ring terminal for ϕ 4mm) 11 : WC5 (Ring terminal for ϕ 5mm)
② Other end (Thermometer side)	01 : ASP-M 02 : ANP-M 03 : W (Without Plug) 05 : WA (Sheathed banana plugs) 06 : WT3 (Spade terminal for ϕ 3mm) 07 : WT4 (Spade terminal for ϕ 4mm) 08 : WT5 (Spade terminal for ϕ 5mm) 09 : WC3 (Ring terminal for ϕ 3mm) 10 : WC4 (Ring terminal for ϕ 4mm) 11 : WC5 (Ring terminal for ϕ 5mm)
③ Thermocouple type	K : Chromel-Alumel E : Chromel-Constantan
④ Cable type (See page 5)	TC : TS : TF : SG :
⑤ Cable length	00 : 0.3m 01 : 1m 02 : 2m 10 : 10m

① One end

01:




ASP-F

02:




ANP-F

03:



W

05:




WA
Sheathed banana plugs

06 : for ϕ 3

07 : for ϕ 4

08 : for ϕ 5



WT
Spade terminal for ϕ 3~5mm

09 : for ϕ 3

10 : for ϕ 4


11 : for ϕ 5



WC
Ring terminal for ϕ 3~5mm


② Other end

01:




ASP-M

02:




ANP-M

03:



W

05:




WA
Sheathed banana plugs

06 : for ϕ 3

07 : for ϕ 4

08 : for ϕ 5



WT
Spade terminal for ϕ 3~5mm

09 : for ϕ 3

10 : for ϕ 4

11 : for ϕ 5



WC
Ring terminal for ϕ 3~5mm